

Anti-H_TNFRSF9(4-1BB) hIgG4 Antibody(Urelumab)

Product information

GM-28954AB-10	10 µg
GM-28954AB-100	100 µg
GM-28954AB-1000	1 mg

Antibody Information

Species Reactivity	Human; Cynomolgus
Clone	Urelumab
Source/Isotype	Monoclonal Human IgG4 /k
Application	Flow Cytometry; Activation assay
Specificity	Detects 4-1BB
Gene	TNFRSF9
Other Names	CD137, CDw137, ILA, IMD109
Gene ID	3604 (human); A9YYE7 (Cynomolgus)
Background	4-1BB, as one representative TNF receptor family co-stimulatory receptor, is expressed on a wide variety of cell types, including activated T cells, NK cells, DCs, B cells, monocytes, and neutrophils. 4-1BBL-4-1BB interaction can trigger an activation signal in all these cell types. However, anti-4-1BB-induced CD8 ⁺ T responses were thought to play a dominant role in anti-tumor immunity. Anti-4-1BB agonistic Abs could induce more effector molecules released from CD8 ⁺ T cells, increase proliferation and decrease apoptosis of CD8 ⁺ T cells, which all count for the enhanced anti-tumor immunity. It specifically binds to and activates CD137-expressing immune cells, stimulating an immune response, in particular a cytotoxic T cell response, against tumor cells.
Storage	Store at 2-8°C short term (1-2 weeks). Store at ≤ -20°C long term. Avoid repeated freeze-thaw.
Formulation	Phosphate-buffered solution, pH 7.2.
Endotoxin	< 1 EU/mg, determined by LAL gel clotting assay

Data Examples

Flow cytometry

H_TNFRSF9(4-1BB) CHO-K1 Cell Line (Catalog # GM-C05171) was stained with Anti-H_TNFRSF9(4-1BB) hlgG4 Antibody(Urelumab) (Catalog # GM-28954AB) or isotype control antibody, followed by anti-Human IgG APC-conjugated Secondary Antibody.

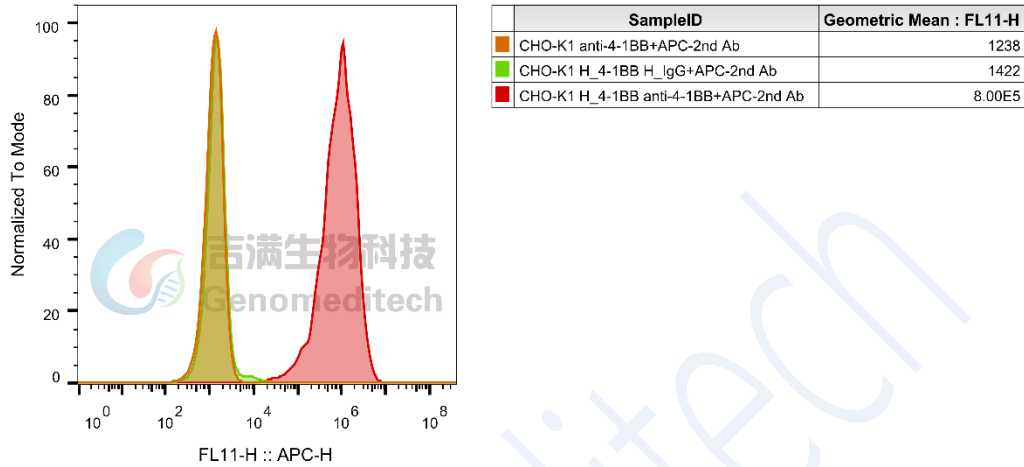


Fig 1. FACS

Flow cytometry

Cynomolgus_TNFRSF9(4-1BB) CHO-K1 Cell Line (Catalog # GM-C09585) was stained with Anti-H_TNFRSF9(4-1BB) hlgG4 Antibody(Urelumab) (Catalog # GM-28954AB) or isotype control antibody, followed by anti-Human IgG APC-conjugated Secondary Antibody.

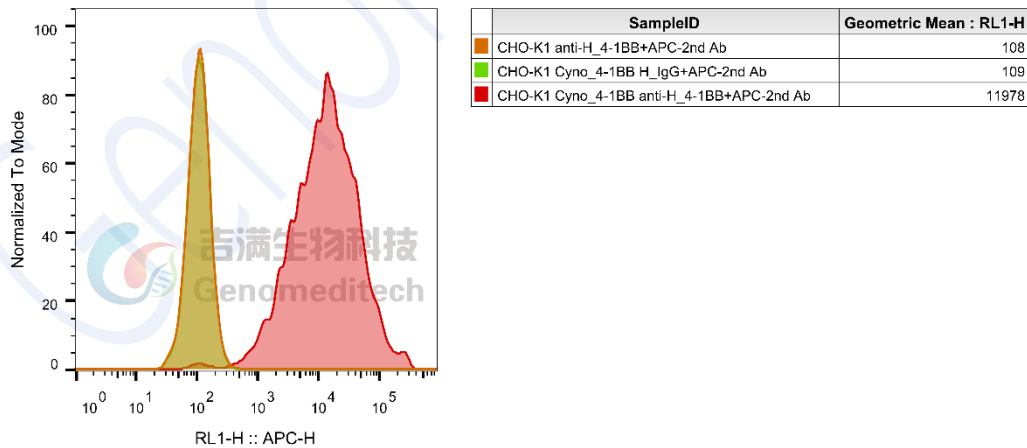


Fig 2. FACS

Activation assay

Anti-H_TNFRSF9(4-1BB) hIgG4 Antibody(Urelumab) (Catalog # GM-28954AB) stimulates H_TNFRSF9(4-1BB) Reporter 293 Cell line (Catalog # GM-C04832). EC50 for this effect is 0.08475 µg/mL.

H_TNFRSF9(4-1BB) Reporter 293 Cell line 1.3×10^4 cells/well

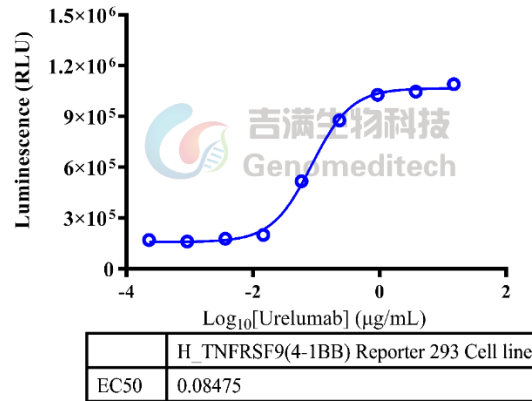


Fig 2. Assay